



Karndean
Designflooring

Floors for living
Designed for life



The Karndean difference

- Globally inspired, locally crafted luxury:**
Nature's finest materials from around the world, expertly recreated for your home.
- Artisanal details in every plank:**
Meticulously crafted designs with handcrafted embosses and striking bevelled edges.
- Proven durability:**
Tested to endure extreme conditions, ensuring long lasting performance.
- Lifetime warranty:**
Invest once and enjoy a floor that stands the test of time.
- Sustainable choice:**
Accredited by SEDEX for ethical and sustainable manufacturing.



Contents

Introduction	3
The Karndean story	4
First steps	8
Next steps	9
Our ranges	10
Installation formats	12
Size guide	14
Laying patterns	15
Wood	17
At a glance	18
Knight Tile	23
Van Gogh	39
Art Select	59
Herringbone	75
At a glance	76
Knight Tile	79
Van Gogh	85
Art Select	95
Stone	107
At a glance	108
Knight Tile	111
Van Gogh	119
Art Select	129
Abstract	139
At a glance	140
Heritage Collection	143
Kaleidoscope	155
Product overview	165
Design elements	184
Information	189
Caring for your floor	190
Sub-floor preparation	191
Find a retailer	192
Visit our showroom in Evesham	193
Get the look	194
As seen in	196
Karndean Evolve®	200

The Karndean story

Proudly family-owned. 50 years and counting.

We've been in the flooring business for over 50 years, but our commitment and craftsmanship has always been focused on a single product: beautifully designed luxury vinyl.



Smokey the Great Dane features on the Karndean logo




Building from the ground up

It was 1973 when our founder, Mike Walker, started a small business from his family home. A flooring installer, his goal was to make the products more widely accessible. It wasn't long before he recognised the immense potential of luxury vinyl, which would allow him to create beautifully designed flooring that was also durable and easy to maintain.

Bringing inspiration to life

Mike set out in his van with some samples and his faithful Great Dane, Smokey, to visit customers and carve a niche in the flooring market. He travelled the world for inspiration, seeking to bring the beauty of nature into people's homes by pioneering the strikingly realistic replication of wood and stone – a defining quality of our designs to this day.



The luxury vinyl leader

Today, Karndean Designflooring has more than 500 employees and offices around the globe. But while a lot has changed since 1973, innovation, bold thinking and a trailblazing spirit are embedded in our DNA. We proudly uphold Mike Walker's vision and values, creating beautiful flooring you'll love for a lifetime.

Designed for
peace of mind



Durable

The elegance of natural material with the resilience of luxury vinyl.



Low maintenance

Easy to clean with no need for sealing, staining or varnishing.



Realistic wood and stone designs

Designed in-house to authentically replicate the look of natural materials.



Hygienic

Keeps dust, dirt, and allergens out - perfect for pets and kids.



Waterproof

No swelling, cracking or warping when wet.



Comfortable underfoot

Softer and warmer than natural wood or stone flooring.



Lifetime warranty*

All our residential floors come with a 35 year warranty.



K-Guard+®

Built-in scuff and stain resistance, no additional treatment needed.

* <20 yr commercial

First steps...

Choosing a floor is a big life decision. So we're here to help you make it exciting, not overwhelming. Follow these simple steps to find the perfect floor you'll love for years to come.



Wood, stone or abstract

Love the natural beauty of wood, the classic elegance of a stone, or something a bit more daring? Pick a floor that feels just right for you.

Consider your budget

Each of our ranges is designed with different price points in mind. Turn the page to find the one that fits yours.



Installation formats

Depending on your space and needs, we offer different fitting formats, gluedown and rigid core. Find out more on page 12.

Choose your size and pattern

From classic layouts to striking patterns, the size and pattern you choose can completely change the look and feel of your room (see pages 14 and 15).



Choose your colour

Light and airy or rich and dramatic? Our 'At a glance' pages will guide you to shades that suit your style and space.

Next steps...

Now that you've explored the possibilities, it's time to take the next step toward bringing your vision to life.



Visit our website

Explore our full range of designs, get more inspiration, and dive deeper into the details of every option. Our website is full of helpful tools to guide you.



Floorstyle - Room visualiser tool

Bring your design ideas to life with our interactive room viewer, Floorstyle. Upload a picture of your room, get creative and explore your options.



Order samples

Still undecided? Order samples to feel the textures, see the colours in person, and get a real sense of how your floor will look in your home.




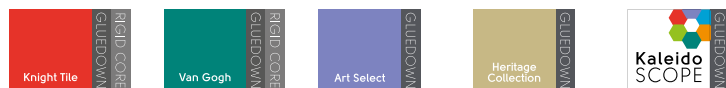
Find a retailer

Ready to make your choice? Use our store locator to find a trusted retailer near you or visit our showroom for expert advice and help you with your final decision.



Our ranges

We know style is personal, and every space is unique. To help you find the perfect floor for your home, explore what each of our ranges has to offer.



13 NEW DESIGNS

Knight Tile

£ - ENTRY RANGE

Gluedown Rigid core
Wear layer: 0.3mm

Knight Tile offers wood and stone designs at an entry level price. With a wide range of sizes, styles and colours, you're sure to find something here that you love.

- Flat edges for a seamless look across the floor
- Available in gluedown and rigid core installation format
- Herringbone, plank and tile available

Explore all Knight Tile colours on page 166



Van Gogh

££ - MID RANGE

Gluedown Rigid core
Wear layer: 0.55mm

Van Gogh is our popular mid-priced range, featuring a wide selection of designs. From European oaks to salvaged timbers, the mix of classic yet contemporary products in our Van Gogh range suits every style and décor.

- Micro bevelled edges
- Textured emboss
- Gluedown and rigid core installation formats available

Explore all Van Gogh colours on page 170



Art Select

£££ - PREMIUM RANGE

Gluedown

Wear layer: 0.7mm

Art Select is our premium range offering bespoke, handcrafted designs inspired by the highest quality wood and stone species. The pinnacle of design excellence.

- Unique embossing and texture
- Distinct bevelled edges
- Captivating designs

Explore all Art Select colours on page 176



Heritage Collection

£££ - PREMIUM RANGE

Gluedown

Wear layer: 0.55mm

Designed to give the opulent look of classic geometric tiles, the Heritage Collection features a selection of striking monochrome designs to beautifully blended traditional patterns.

- Classic heritage tile patterns
- Optional perimeter borders
- Monochrome and pastels available

Explore all Heritage Collection colours on page 182



Kaleidoscope

£££ - PREMIUM RANGE

Gluedown

Wear layer: 0.3 - 0.7mm

Our Kaleidoscope range can help you achieve 3D impact, movement and visual contrast, allowing shapes and patterns to work in both small and large spaces alike.

- Trompe l'oeil effect
- Multiple shapes to choose from
- Wood and stone look designs

Explore all Kaleidoscope colours on page 183

Installation formats

We offer two installation options: gluedown and rigid core. Each has its benefits, and we'll help you choose the right one based on your space and needs.



GLUEDOWN

Choose gluedown when...

- ☒ You want to create your floor, with different laying patterns, design strips and decorative borders.
- ☒ You want to be able to mix stone and wood designs to create a completely bespoke floor.
- ☒ You have a completely flat, dry subfloor, prepared by a flooring specialist.
- ☒ Available in Art Select, Van Gogh, Knight Tile, Heritage Collection and Kaleidoscope.



Individually replaceable



Design capabilities



No expansion gap required



Individual glued down planks



RIGID CORE

Choose rigid core when...

- ☒ You want superior acoustics, such as in loft conversions or upstairs rooms.
- ☒ You want a quick installation.
- ☒ You want to install over an existing floor such as ceramic tiles, floorboard, or uneven subfloor.
- ☒ You have a damp subfloor, sometimes found in new builds or extensions.
- ☒ Available in Van Gogh and Knight Tile.



5G® or 2G™ click-locking mechanism



Reduces noise transfer



Quick and easy to install




Installs over most existing hard floors



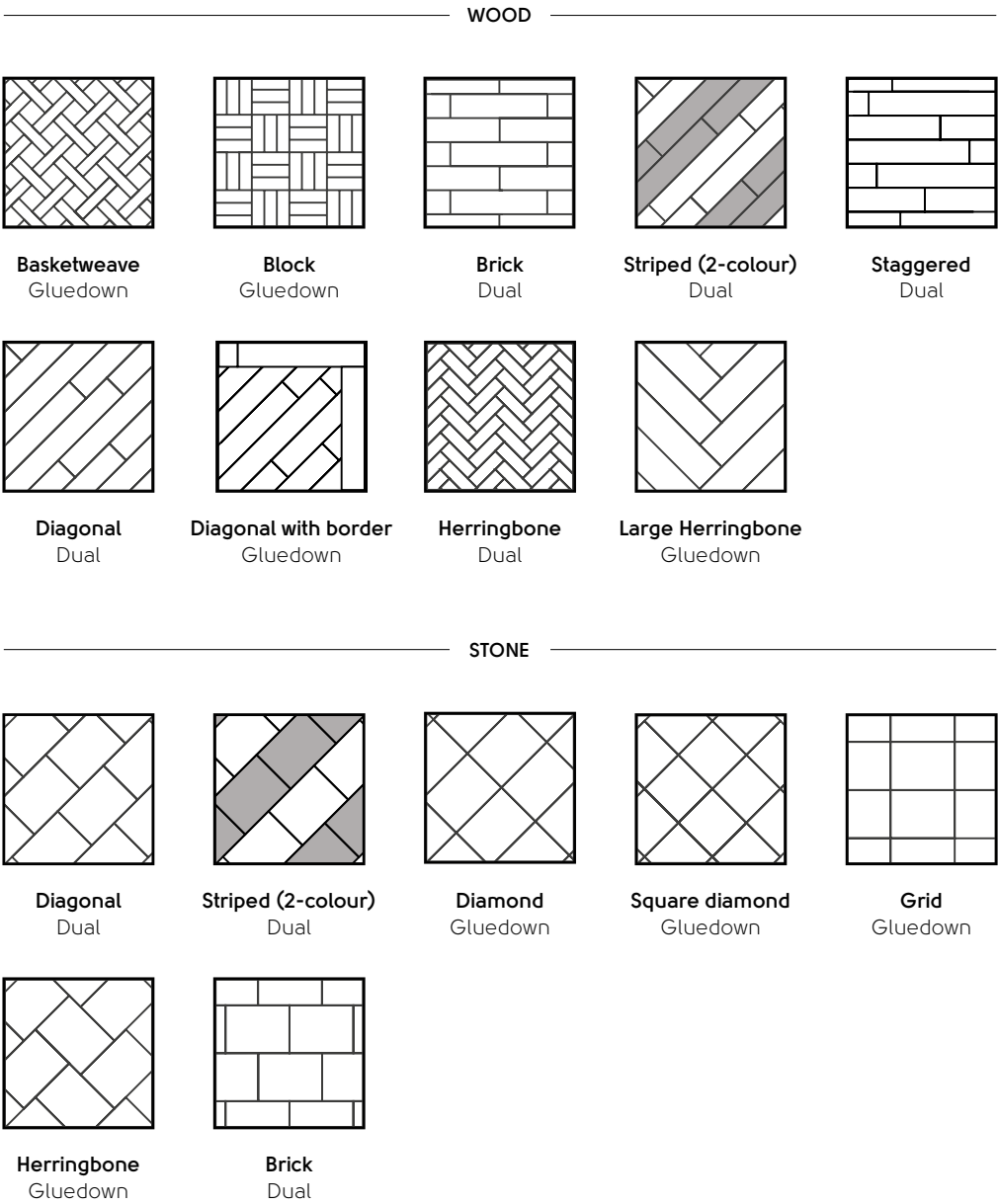
Plank & tile sizes

We have a variety of plank and tile sizes to suit every space. Whether you're looking for a bold spacious look or a more intricate, detailed design, we've got options to fit your style.



Laying patterns

There are endless ways to lay your floor, each offering a unique look. Here's a guide to show you the different patterns you can choose from to make your space truly your own.






“Wood is universally beautiful to man. It is the most humanly intimate of all materials.”

Frank Lloyd Wright
American architect & designer







INSTALLATION

-  **Gluedown**
-  **Rigid core**

FEATURES

-  **Natural wood grain emboss**
-  **Handsraped**
-  **Available in herringbone**

SIZES

-  **Large plank**
-  **Standard plank**
-  **Small plank**
-  **Herringbone plank**
-  **Large tile**
-  **Small tile**

These are size guides only. For full size availability, please refer to page 14.






















At a glance.....	18
Knight Tile	23
Van Gogh.....	39
Art Select.....	59

Wood

At a glance

Start with this quick guide to our wood collection, then explore each colour tone to find your perfect shade. It features both our rigid core and gluedown planks. For the full list of matching herringbone options, please see page 76.

 ■ KP132	 ■ VGW137T	 ■ RL29	 ■ RL21	 ■ VGW110T	 ■ RL32	 ■ RL23
 ■ KP105	 ■ RL38	 ■ VGW80T	 ■ VGW120T ■ VGW120T-RKP	 ■ VGW126T	 ■ RL35	 ■ RL47
 ■ KP153	 ■ VGW107T	 ■ KP159	 ■ KP147	 ■ RL26	 ■ VGW82T	 ■ KP144 ■ SCB-KP144-6
 ■ KP154 ■ SCB-KP154-6	 ■ VGW8105 ■ RKP8105	 ■ VGW139T	 ■ VGW112T	 ■ VGW8116 ■ RKP8116	 ■ VGW136T	 ■ VGW8101 ■ RKP8101
 ■ VGW111T	 ■ KP138 ■ SCB-KP138-6	 ■ RL30	 ■ RL12	 ■ RL39	 ■ VGW138T	 ■ KP165
 ■ VGW113T	 ■ VGW8239	 ■ VGW124T	 ■ RL46	 ■ VGW8242	 ■ KP104	 ■ VGW8112 ■ RKP8112
 ■ RL34	 ■ KP152	 ■ VGW8104 ■ RKP8104	 ■ KP148	 ■ RL37	 ■ RL33	 ■ VGW8107 ■ RKP8107










































 ■ RL22	 ■ KP95 ■ SCB-KP95-6	 ■ VGW83T
 ■ RL24	 ■ KP99 ■ SCB-KP99-6	 ■ RL13
 ■ VGW8241	 ■ RL41	 ■ RL42
 ■ VGW81T	 ■ RL40	 ■ KP161
 ■ RL36	 ■ KP96	 ■ VGW123T ■ VGW123T-RKP
 ■ KP103	 ■ VGW87T	 ■ VGW89T
 ■ RL27	 ■ RL28	 ■ HC06



■ Norfolk Acacia KP159

At a glance

Start with this quick guide to our wood collection, then explore each colour tone to find your perfect shade. It features both our rigid core and gluedown planks. For the full list of matching herringbone options, please see page 76.

 EW02	 HC01	 VGW53T	 KP146 SCB-KP146-6	 RL20	 VGW8111 RKP8111	 VGW121T VGW121T-RKP
 RL05	 KP98	 VGW70T	 KP97	 VGW142T	 VGW8240	 VGW115T
 KP163	 KP164	 KP155	 KP94 SCB-KP94-6	 VGW85T	 RL31	 VGW8117 RKP8117
 EW03	 HC02	 EW21	 VGW52T	 VGW8103 RKP8103	 KP160	 KP151
 RL25	 RPL-EW21	 VGW86T	 VGW93T	 RL48		
 VGW8110 RKP8110	 RL02	 VGW8237	 VGW94T	 KP145		
 RL01	 VGW122T VGW122T-RKP	 VGW8115 RKP8115				





■ Coastline Oak KP147



■ Pale Limed Oak KP94



■ Lime Washed Oak KP99



■ Rose Washed Oak KP95



■ Grey Limed Oak KP138



■ Honey Limed Oak KP155

£ - ENTRY RANGE

Knight Tile

Knight Tile offers beautiful, durable wood-look flooring at an accessible price, making the warmth and character of natural wood achievable for every home.

WOOD



Lime Washed Oak
KP99

Available in herringbone
See page 81

With loads of variation in colour tones from plank to plank, this floor looks choppy than most when laid - perfect if you're going for a contemporary Scandinavian look.

Size: 915mm x 152mm (36" x 6")
Thickness: 2.0mm
Wear layer: 0.3mm
Bevel: No

Light & neutral

Soft and timeless, light neutral tones bring an airy, understated elegance to any space: creating a clean, open look that pairs beautifully with any décor.



Dutch Limed Oak
KP154



Coastline Oak
KP147



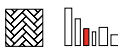
Lime Washed Oak
KP99



Rose Washed Oak
KP95




Grey Limed Oak
KP138



Quick & easy fit

Many of our Knight Tile designs are available in a rigid core, click-locking, fitting format. Ideal for installing over most existing hard floors with added acoustic benefits.

Look out for the  icon



Paired with design strip DS12 3mm

Washed Scandi Pine
KPI32

If you're looking for a fresh, neutral canvas for your contemporary Scandi style, the subtle blend of white tones in our Washed Scandi Pine are a great place to start.

Size: 915mm x 152mm (36" x 6")
Thickness: 2.0mm
Wear layer: 0.3mm
Bevel: No

Light & cool

Cool, pale hues offer a fresh, contemporary feel, perfect for brightening rooms with modern style and giving smaller spaces a crisp, spacious appearance.



White Painted Oak
KPI05



Washed Scandi Pine
KPI32



Nordic Limed Oak
KPI53



Norfolk Acacia
KPI59

Visualise it first

See your future floor with our interactive room viewer, Floorstyle. If you see a colour you like, try it from the comfort of your own couch. Upload a picture of your room and get creative. Explore your options by changing your laying pattern and colours.




Mid & warm


Mid-tone warm shades add inviting richness and natural depth, bringing comforting character and a grounded feel to interiors without overpowering the space.



Wells Acacia
KP160



Natural Studio Oak
KP151



Natural Character Oak
KP145



Classic Limed Oak
KP97




Pale Limed Oak
KP94



Mid Limed Oak
KP96



Wells Acacia
KP160

 Available in herringbone
See page 81

Wells Acacia balances light and dark with rich, medium brown tones and natural texture. Its subtle knots and warm character bring timeless appeal and soft elegance to any room.

Size: 915mm x 152mm (36" x 6")
Thickness: 2.0mm
Wear layer: 0.3mm
Bevel: No




Russet Character Oak
KP163

Inspired by reclaimed planks from an old wind-powered sawmill in Amsterdam, this design offers a deep, antique feel. Its rich russet tones add warmth and character to any space, making it the perfect choice for those seeking a classic yet timeless look.


Size: 915mm x 152mm (36" x 6")
Thickness: 2.0mm
Wear layer: 0.3mm
Bevel: No



Traditional Character Oak
KP146




Honey Lined Oak
KP155



Russet Character Oak
KP163

Mid & neutral

Refined and effortlessly elegant, mid-neutrals offer timeless balance. Their soft sophistication brings quiet luxury to any space: polished, poised, and endlessly versatile.




Washed Character Oak
KPI144



Light Worn Oak
KPI04



Cocoa Limed Oak
KPI65



Duxbury Acacia
KPI61



Design tip

Make an impact across a room using the full sized planks of our Knight Tile range to create a timeless herringbone design, ideal for contemporary and classic interiors alike.



Cocoa Limed Oak
KPI65

Available in herringbone
See page 82

Cocoa Limed Oak offers timeless warmth and versatility. Carefully selected European boards feature balanced grain and rich cocoa tones, enhanced by subtle liming for a sophisticated, inviting look in any interior.

Size: 915mm x 152mm (36" x 6")
Thickness: 2.0mm
Wear layer: 0.3mm
Bevel: No




Quayside Oak
KP148

Inspired by a batch of reclaimed wooden floorboards, this design was selected for its distressed features. The visible cracks and worn appearance introduce a rustic element to the Knight Tile range.


Size: 915mm x 152mm (36" x 6")
Thickness: 2.0mm
Wear layer: 0.3mm
Bevel: No

Mid & cool

Balanced mid-tones and cool undertones, offer a calm, stylish and versatile look that blends modern sophistication with natural charm.



Grey Studio Oak
KP152



Quayside Oak
KP148




Visualise it first

See your future floor with our interactive room viewer, Floorstyle. If you see a colour you like, try it from the comfort of your own couch. Upload a picture of your room and get creative. Explore your options by changing your laying pattern and colours.




Dark & warm

Bold, beautiful, and bursting with character, dark warm shades turn up the drama while keeping things classy, cosy, and full of personality.



Mid Worn Oak
KP103



Nutmeg Limed Oak
KP164



Aged Oak
KP98



Lighting matters

Place your full-size samples in an area of your room to view them throughout all times of the day, as the varying lighting can change the look of your floor.



Nutmeg Limed Oak KP164

Available in herringbone
See page 82

Whether you're aiming for a modern or traditional look, Nutmeg Limed Oak is a versatile choice that brings a natural, welcoming atmosphere to your space. Offering a timeless appeal with a rich colour wash that adds warmth and depth to any room.

Size: 915mm x 152mm (36" x 6")

Thickness: 2.0mm

Wear layer: 0.3mm

Bevel: No



French Oak VGW85T



Greige Oak VGW110T



Country Oak VGW81T



Canadian Nude Oak VGW8117



Auckland Oak VGW52T

££ - MID RANGE

WOOD

Van Gogh

Karndean Van Gogh captures the rich textures and authentic beauty of real wood, offering a durable, easy-care flooring solution that feels warm and natural in any space.


Look out for...




Natural wood grain emboss, which follows the natural grain pattern of the wood, creating a highly authentic texture that you can both see and feel.

Light & warm

Bathed in gentle golden hues, light warm tones exude quiet luxury, inviting warmth and understated elegance that brighten spaces with a soft, sun-kissed glow.



Canadian Nude Oak
VGW8117




Warm Ash
VGW8103



Natural Prime Oak
VGW115T



French Oak
VGW85T



Warm Brushed Oak
VGW121T



Play with scale

Our Warm Brushed Oak design is available in two different sizes. Use the large format plank to create a sense of space, add interest using the large herringbone or combine the two over separate areas for a subtle zoning effect.



Warm Brushed Oak
VGW121T

Available in herringbone
See page 91

This minimalist wood design would perfectly complement a clean interior but would likewise work well with a more extravagant décor, toning down bright colour or busy prints.

Size: 1422mm x 228mm (56" x 9")

Thickness: 3.0mm

Wear layer: 0.55mm

Bevel: Micro




See it in
your space

Try out Floorstyle
room visualiser.



Texas White Ash VGW8105

 Available in herringbone
See page 88

Texas White Ash features a light neutral tone with straight grain detailing and natural highlights from the original inspiration wood offering a crisp, clean finish to any home.

Size: 1422mm x 228mm (56" x 9")
Thickness: 3.0mm
Wear layer: 0.55mm
Bevel: Micro

Light & neutral


Soft and timeless, light neutral tones bring an airy, understated elegance to any space, creating a clean, open look that pairs beautifully with any décor.



Blush Oak
VGW107T



Texas White Ash
VGW8105



Grey Brushed Oak
VGW120T



Neutral Brushed Oak
VGW126T



Griege Oak
VGW110T



Blond Farmhouse Oak
VGW136T





Silver Farmhouse Oak
VGW137T

Inspired by traditional painted floorboards sourced from Holland, Silver Farmhouse Oak introduces a truly modern interpretation with light tonal colour variation and distinctive worn patina finish.

Size: 1219mm x 178mm (48" x 7")
Thickness: 3.0mm
Wear layer: 0.55mm
Bevel: Micro



Light & cool

Cool, pale hues offer a fresh, contemporary feel, perfect for brightening rooms with modern style and giving smaller spaces a crisp, spacious appearance.




White Washed Oak
VGW80T



Silver Farmhouse Oak
VGW137T



Light Country Oak
VGW139T



Light Distressed Oak
VGW111T



Cool Grey Oak
VGW113T



Texas Grey Ash
VGW8239



Mid & warm


Mid-tone warm shades add inviting richness and natural depth, bringing comforting character and a grounded feel to interiors without overpowering the space.



Auckland Oak
VGW52T




Classic Oak
VGW86T



Wellington Oak
VGW53T



Hessian Oak
VGW93T




Honey Oak
VGW94T



See it in your space

Try out Floorstyle room visualiser.



Classic Oak
VGW86T

For a really classic look to your space, but with none of the challenges of maintaining an oak timber floor. The traditional oak grain has a rich mix of warm, variable tones for a really authentic traditional look.

Size: 1219mm x 178mm (48" x 7")

Thickness: 3.0mm

Wear layer: 0.55mm

Bevel: Micro



Glenmore Oak
VGW8237

Available in herringbone
See page 91

Developed from floorboards sourced from an old railway station tucked away in the Highlands of Scotland, Glenmore Oak features subtle variation and will suit a variety of interior styles.

Size: 1422mm x 228mm (56" x 9")
Thickness: 3.0mm
Wear layer: 0.55mm
Bevel: Micro



Baltic Limed Oak
VGW8111




Croftmore Oak
VGW8240




English Character Oak
VGW8115



Glenmore Oak
VGW8237



Golden Brushed Oak
VGW122T



Natural School Cedar
VGW142T





Distressed Oak
VGW82T

Distressed Oak has a pronounced grain with knot and line details in its design. An authentic rustic finish with none of the drawbacks of real timber makes for a great traditional style that works across a range of spaces.

Size: 1219mm x 178mm (48" x 7")
Thickness: 3.0mm
Wear layer: 0.55mm
Bevel: Micro

Mid & neutral


Refined and effortlessly elegant, mid-neutrals offer timeless balance. Their soft sophistication brings quiet luxury to any space: polished, poised, and endlessly versatile.




Country Oak
VGW81T




Distressed Oak
VGW82T



Frosted Birch
VGW83T




Baltic Washed Oak
VGW810I




Smoked School Cedar
VGW138T

Redefine your space


Changing the angle your floor is laid at can have a huge impact on your space. Try a 45 degree angle to create a sense of flow to the room, or consider mix and matching laying patterns if you have a large open plan space to create subtle zoning.



Hayfield Oak
VGW8241




Canadian Urban Oak
VGW8116




Smoked Butternut
VGW8107




Aviemore Oak
VGW8242




Washed Grey Ash
VGW8104



Baltic Mistral Oak
VGW8112



Canadian Urban Oak VGW8116

 Available in herringbone
See page 88

Like our Canadian Nude Oak, Canadian Urban Oak is a neutral wood, which has been lightly brushed to enhance the natural, light colouring.

Size: 1422mm x 228mm (56" x 9")

Thickness: 3.0mm

Wear layer: 0.55mm


Bevel: Micro

Mid & cool

Smooth, sleek, and totally on-trend, mid-cool tones give your space a relaxed edge that's effortlessly cool without trying too hard.



Misty Grey Oak
VGW112T



Shadow Oak
VGW124T



Visualise it first

See your future floor with our interactive room viewer, Floorstyle. If you see a colour you like, try it from the comfort of your own couch. Upload a picture of your room and get creative. Explore your options by changing your laying pattern and colours.



Shadow Oak
VGW124T

Sourced from ancient British woodland, Shadow Oak is a contemporary light blue-grey colour and has an even tone providing a neutral palette on which to base the rest of your home interior décor.

Size: 1422mm x 228mm (56" x 9")
Thickness: 3.0mm
Wear layer: 0.55mm
Bevel: Micro



Salvaged Barnwood
VGW123T

Salvaged Barnwood incorporates a range of features throughout the floor, from its unique saw marks to rustic stress fractures. This deep reclaimed wood has hues alternating between warm to dark.

Size: 1422mm x 228mm (56" x 9")
Thickness: 3.0mm
Wear layer: 0.55mm
Bevel: Micro

Dark & dramatic


Bold and full of character, these darker shades dial up the drama with confident style. Whether cool or warm, they create striking spaces that feel refined, expressive, and effortlessly sophisticated.



Smoked Oak
VGW70T




Antique French Oak
VGW8110



Walnut
VGW87T



Salvaged Barnwood
VGW123T



Ebony
VGW89T

See it in your space

Try out Floorstyle room visualiser.





■ Cotton Oak RL38 with DS04 3mm



■ Savannah Oak RL23



■ Summerhouse Ash RL40



■ Salon Oak RL13



■ Clay Artisan Oak RL29



■ Golden Artisan Oak RL31

£££ - PREMIUM RANGE

WOOD

Art Select

Inspired by nature's most beautiful woods, Art Select wood floors combine authentic texture and warmth with durable, low-maintenance performance

Look out for...



Natural wood grain emboss, which follows the natural grain pattern of the wood, creating a highly authentic texture that you can both see and feel.



Handscraped with gently undulating textures that mimic the look and feel of traditional wood craftsmanship.



Canterbury Ash
RL41

Canterbury Ash features warm golden tones and a fine grain, celebrating the eco-heritage of Kent Downs ash, now threatened by ash dieback disease.

Size: 1219mm x 114mm (48" x 4.5")
Thickness: 3.0mm
Wear layer: 0.7mm
Bevel: Standard

Light & warm

Bathed in gentle golden hues, light warm tones exude quiet luxury, inviting warmth and understated elegance that brighten spaces with a soft, sun-kissed glow.



Pale Artisan Oak
RL32



Damask Oak
RL35



Mountain Oak
RL22



Savannah Oak
RL23



Dune Oak
RL24



Canterbury Ash
RL41

Light & neutral

Soft and timeless, light neutral tones bring an airy, understated elegance to any space, creating a clean, open look that pairs beautifully with any décor.



Cotton Oak
RL38



Clay Artisan Oak
RL29



Glacier Oak
RL21



Basque Oak
RL26



Visualise it first

See your future floor with our interactive room viewer, Floorstyle. If you see a colour you like, try it from the comfort of your own couch. Upload a picture of your room and get creative. Explore your options by changing your laying pattern and colours.



Basque Oak
RL26



Available in herringbone
See page 99

Inspired by a sample of Holm Oak from the Basque region of Spain, our designers have enhanced the beautiful natural grain with a lightly scraped and brushed effect.

Size: 1422mm x 228mm (56" x 9")

Thickness: 3.0mm

Wear layer: 0.7mm

Bevel: Standard



Spring Oak
RL01

Available in herringbone
See page 100

This classic pale blonde oak brings an airy, fresh feel to any room. Its gently moulded surface recreates the traditional look and feel of hand-scraped timber.

Size: 1219mm x 178mm (48" x 7")
Thickness: 3.0mm
Wear layer: 0.7mm
Bevel: Standard

Mid & warm


Mid-tone warm shades add inviting richness and natural depth, bringing comforting character and a grounded feel to interiors without overpowering the space



Golden Artsian Oak
RL31




Prairie Oak
RL20



Tolsford Ash
RL42



Spring Oak
RL01



Reclaimed Chestnut (Random Plank)
RPL-EW21



Reclaimed Chestnut
EW21






Natural Oak
RL48



Canyon Oak
RL25



Summerhouse Ash
RL40



Morning Oak
HC02



Merino Oak
RL36



Summer Oak
RL02



Natural Oak
RL48

With warm golden oak tones, a linear grain and subtle knot details, Natural Oak offers gentle variation from plank to plank for a truly authentic look, highlighted by its slimline format.

Size: 1219mm x 114mm (48" x 4.5")


Thickness: 3.0mm

Wear layer: 0.7mm

Bevel: Standard

Mid & neutral



The ultimate all-rounder—mid-neutrals strike the perfect balance. Not too light, not too dark, just right for creating calm, versatile spaces with effortless style.



Lined Linen Oak
RL47




Salon Oak
RL13



Castle Hill Ash
RL39



Tweed Oak
RL37



Bellota Oak
RL27



Edge with style

Our design strips can be used to create keyline or tramline borders around the edge of your room for a subtle design feature to frame the space or for more of a statement, incorporate a decorative border.



Bellota Oak
RL27

Available in herringbone
See page 103

Inspired by a sample of Holm Oak from the Basque region of Spain, our designers have enhanced the beautiful natural grain with a unique lightly scraped and brushed effect.

Size: 1422mm x 228mm (56" x 9")
Thickness: 3.0mm
Wear layer: 0.7mm
Bevel: Standard



Limed Silk Oak
RL46

The cool mid-toned grey colouring of Limed Silk Oak is characterised by its striking undulating grain detail and impressive variation across the floor which is highlighted by the slimline plank format.

Size: 1219mm x 114mm (48" x 4.5")
Thickness: 3.0mm
Wear layer: 0.7mm
Bevel: Standard



Mid & cool

Subtle mid-cool tones strike a perfect balance, sleek and sophisticated with a calm, modern edge that enhances contemporary spaces with quiet confidence.




Canvas Oak
RL34




Dove Artisan Oak
RL30



Limed Silk Oak
RL46



Storm Oak
RL12



Grey Artisan Oak
RL33



Lighting matters


Consider the direction of natural daylight entering the room; a south-facing room receives consistent daylight throughout the day, while west-facing areas may have subdued morning light and intense afternoon light.

Dark & dramatic

Rich, dark tones exude depth and luxury, instantly elevating interiors with bold contrast and a sense of refined, timeless sophistication.



Dawn Oak
HC01



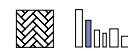
Hickory Nutmeg
EW03



Serrano Oak
RL28




Spanish Cherry
RL05




Hickory Peppercorn
EW02



Midnight Oak
HC06



Serrano Oak
RL28

 Available in herringbone
See page 104

Serrano Oak combines rich dark base tones with a unique hand-scraped emboss. Muted knots and a soft milky wash create a beautifully textured, luxurious floor with natural warmth and depth.

Size: 1422mm x 228mm (56" x 9")

Thickness: 3.0mm

Wear layer: 0.7mm

Bevel: Standard



“Form and function
should be one, joined
in a spiritual union”

Frank Lloyd Wright
American Architect

INSTALLATION

- Gluedown
- Rigid core

FEATURES

- Natural wood grain emboss
- HS Handscraped
- Available in herringbone

SIZES

- Large plank
- Standard plank
- Small plank
- Herringbone plank
- Large tile
- Small tile

These are size guides only. For full size availability,
please refer to page 14.















































At a glance.....	76
Knight Tile	79
Van Gogh.....	85
Art Select.....	95

Herringbone

HERRINGBONE

At a glance

Start with this quick guide, showcasing our complete herringbone collection, then explore each colour tone to find your perfect shade.

 ■ SM-VGT2413	 ■ SM-KP154	 ■ SM-VGW8105 ■ SM-VGW8105-RKP	 ■ SM-RL26	 ■ SM-KP95	 ■ SM-RL22	 ■ SM-RL20
 ■ SM-RL29	 ■ SM-VGW120T ■ SM-VGW120T-RKP	 ■ SM-VGW126T	 ■ SM-VGW8241	 ■ SM-KP99	 ■ SM-VGW121T ■ SM-VGW121T-RKP	 ■ SM-VGW8117
 ■ SM-RL21	 ■ SM-RL30	 ■ SM-VGW8242	 ■ SM-RL24	 ■ SM-RL31	 ■ SM-KP160	 ■ AP01
 ■ SM-VGW8239	 ■ SM-VGW8116 ■ SM-VGW8116-RKP	 ■ AP08	 ■ SM-VGW8240	 ■ SM-RL23	 ■ SBW-RL01	 ■ AP06
 ■ SM-KP138	 ■ SM-KP94	 ■ SM-KP144	 ■ SM-VGW122T ■ SM-VGW122T-RKP	 ■ SM-VGW8237	 ■ SM-KP155	 ■ AP05
 ■ AP07	 ■ SBW-RL12	 ■ SM-KP146	 ■ SM-VGW8110	 ■ SBW-HC01	 ■ AP02	 ■ AP03
 ■ SM-RL27	 ■ SM-KP165	 ■ SM-KP161	 ■ SM-KP164			



■ Cocoa Limed Oak SM-KP165



■ Washed Character Oak SM-KP144



■ Rose Washed Oak SM-KP95



■ Grey Limed Oak SM-KP138



■ Pale Limed Oak SM-KP94



■ Traditional Character Oak SM-KP146



■ Nutmeg Limed Oak SM-KP164

£ - ENTRY RANGE

Knight Tile

Knight Tile's herringbone designs blend classic sophistication with modern durability, all at a price that makes luxury flooring accessible to many.

HERRINGBONE



Wells Acacia
SM-KP160

Wells Acacia in a herringbone plank blends soft elegance with a cosy, lived-in feel. The rich medium brown tones strike just the right balance between light and dark, creating a welcoming warmth throughout the space.

Size: 457mm x 76mm (18" x 3")
Thickness: 2.0mm
Wear layer: 0.3mm
Bevel: No

Calm & neutral

A soothing palette of light and mid-tone shades that create a serene, balanced backdrop. These subtle neutrals bring warmth and versatility, perfect for grounding any space with understated elegance.




Dutch Limed Oak
SM-KP154




Rose Washed Oak
SM-KP95



Lime Washed Oak
SM-KP99



Grey Limed Oak
SM-KP138



Washed Character Oak
SM-KP144



Wells Acacia
SM-KP160


HERRINGBONE

Natural & warm


A rich selection of warm, inviting shades that add depth and comfort without overpowering. These tones bring a cosy, natural feel, perfect for creating welcoming, timeless interiors.




Traditional Character Oak
SM-KP146




Honey Limed Oak
SM-KP155




Pale Limed Oak
SM-KP94



Duxbury Acacia
SM-KP161



Cocoa Limed Oak
SM-KP165



Nutmeg Limed Oak
SM-KP164



Duxbury Acacia
SM-KP161

Duxbury Acacia in a herringbone plank brings rich depth and a moody sophistication to any space. Perfect for statement-making interiors, the herringbone format adds structure and style without losing the natural feel.

Size: 457mm x 76mm (18" x 3")

Thickness: 2.0mm

Wear layer: 0.3mm

Bevel: No



■ Grey Brushed Oak SM-VGW120T



■ Warm Brushed Oak SM-VGW121T



■ Texas White Ash SM-VGW8105



■ Antique French Oak SM-VGW8110



■ Aviemore Oak SM-VGW8242

££ - MID RANGE

Van Gogh

HERRINGBONE

The Van Gogh Herringbone collection fuses classic craftsmanship with contemporary resilience, offering a stylish, sophisticated flooring choice in 28" x 7" or 18" x 4.5" sizes that stands the test of time.

Look out for...



Natural wood grain emboss, which follows the natural grain pattern of the wood, creating a highly authentic texture that you can both see and feel.



Texas Grey Ash
SM-VGW8239

With straight grain detailing and natural highlights from its original inspiration wood, Texas Grey Ash offers a light grey alternative with silver tones for a clean, contemporary look.

Size: 711mm x 178mm (28" x 7")
Thickness: 3.0mm
Wear layer: 0.55mm
Bevel: Micro

Light & cool

Cool, pale hues offer a fresh, contemporary feel, perfect for brightening rooms with modern style and giving smaller spaces a crisp, spacious appearance.



Palazzo Marble
SM-VGT2413




Texas Grey Ash
SM-VGW8239




Calm & neutral


A soothing palette of light and mid-tone shades that create a serene, balanced backdrop. These subtle neutrals bring warmth and versatility, perfect for grounding any space with understated elegance.




Texas White Ash
SM-VGW8105



Neutral Brushed Oak
SM-VGW126T




Grey Brushed Oak
SM-VGW120T



Canadian Urban Oak
SM-VGW8116



Hayfield Oak
SM-VGW8241



Aviemore Oak
SM-VGW8242



Hayfield Oak
SM-VGW8241

Developed from floorboards from an old railway station tucked away in the Highlands of Scotland, Hayfield Oak features subtle colour variation with its interesting mix of worn brown and distressed grey tones.

Size: 457mm x 114mm (18" x 4.5")
Thickness: 3.0mm
Wear layer: 0.55mm
Bevel: Micro



Golden Brushed Oak
SM-VGW122T

This attractive European oak design was chosen for its elegant mix of long, straight grain and soft, 'flowery' figuring. Warm honeyed tones and gentle tonal variation bring a contemporary edge to a classic look.


Size: 711mm x 178mm (28" x 7")
Thickness: 3.0mm
Wear layer: 0.55mm
Bevel: Micro

Mid & warm


Mid-tone warm shades add inviting richness and natural depth, bringing comforting character and a grounded feel to interiors without overpowering the space.




Canadian Nude Oak
SM-VGW8117



Warm Brushed Oak
SM-VGW121T



Croftmore Oak
SM-VGW8240



Golden Brushed Oak
SM-VGW122T



Glenmore Oak
SM-VGW8237



Shape your space

With each of our herringbone designs also available in a large plank alternative, why not try a herringbone design to create a feature floor, complemented by its large plank companion throughout the rest of the house?

Dark & warm

Rich, dark tones exude warmth and luxury - instantly elevating interiors with bold contrast and a sense of refined, timeless sophistication.



Antique French Oak
SM-VGW8110



Make a statement

For a subtle twist on the classic, a double plank herringbone adds character and visual interest to any space. Or for maximum impact, combine two or three different designs to really express your individuality and create a statement floor unique to you and your home.

Antique French Oak
SM-VGW8110

The antique colouration in this wood design perfectly highlights the historical markings and tarnishing that you would see in real timber. Boasting individuality and character, this design is ideal for traditional styles.

Size: 457mm x 114mm (18" x 4.5")

Thickness: 3.0mm

Wear layer: 0.55mm

Bevel: Micro



■ Glacier Oak SM-RL21



■ Dawn Oak AP02



■ Morning Oak AP06



■ Savannah Oak SM-RL23



■ Spring Oak AP01

■ Prairie Oak SM-RL20

£££ - PREMIUM RANGE

Art Select

HERRINGBONE

Inspired by nature's finest materials, Art Select Herringbone flooring combines timeless elegance with modern durability to create a lasting statement, available in 28" x 4.5", 18" x 3" or 9" x 3" sizes.

Look out for...




Natural wood grain emboss, which follows the natural grain pattern of the wood, creating a highly authentic texture that you can both see and feel.



Handscraped with gently undulating textures that mimic the look and feel of traditional wood craftsmanship.

Light & warm

Delicately radiant, light warm tones infuse spaces with a soft, golden glow, bringing natural elegance and a welcoming warmth that feels timeless yet effortlessly elevated.



Savannah Oak
SM-RL23



Dune Oak
SM-RL24



Light it up

Do you have a lot of natural light in your space? Place your full-size samples in an area of your room to view them throughout all times of the day, as the varying lighting can change the look of your floor. The soft morning light enhances the lighter tones in the flooring, creating a cool hue. During mid-day, sunlight casts stronger shadows and a warm exposure on the floor.



Mountain Oak
SM-RL22

Mountain Oak is subtle and unassuming with gentle shades of colour ranging from pinky-creams to pastel grey-browns. This on-trend neutral provides an ideal base for a modern, minimalistic setting.

Size: 457mm x 76mm (18" x 3")
Thickness: 3.0mm
Wear layer: 0.7mm
Bevel: Standard





Basque Oak
SM-RL26

Inspired by a sample of Holm Oak from the Basque region of Spain, our designers have enhanced the beautiful natural grain in a slimline plank with a unique lightly scraped and brushed effect.


Size: 711mm x 114mm (28" x 4.5")
Thickness: 3.0mm
Wear layer: 0.7mm
Bevel: Standard

Light & neutral

Soft and timeless, light neutral tones bring an airy, understated elegance to any space, creating a clean, open look that pairs beautifully with any décor.




Clay Artisan Oak
SM-RL29



Basque Oak
SM-RL26



Glacier Oak
SM-RL21




Mountain Oak
SM-RL22



Mid & warm


Mid-tone warm shades add inviting richness and natural depth, bringing comforting character and a grounded feel to interiors without overpowering the space.



Golden Artisan Oak
SM-RL31




Prairie Oak
SM-RL20




Spring Oak
AP01



Spring Oak
SBW-RL01



Salon Oak
AP08



Morning Oak
AP06



Salon Oak
AP08

Salon Oak features muted brown tones with darker knot detailing, highlighting the unique character of oak. The hand-scraped emboss gives a fresh modern look softened by a touch of organic earthiness that will create a welcoming sense of wellbeing.

Size: 228mm x 76mm (9" x 3")
Thickness: 3.0mm
Wear layer: 0.7mm
Bevel: Standard




Bellota Oak
SM-RL27

Bellota Oak features a blend of neutral mid-grey and beige tones with characterful dark knots which have been softly muted to enhance the beauty of the wood.

Size: 711mm x 114mm (28" x 4.5")
Thickness: 3.0mm
Wear layer: 0.7mm
Bevel: Standard

Mid & contemporary


A versatile palette of mid-tone greys with a contemporary edge. These refined hues offer a clean, modern look that brings subtle depth and effortless style to any interior.



Dove Artisan Oak
SM-RL30



Bellota Oak
SM-RL27



Storm Oak
AP07



Storm Oak
SBW-RL12



Our inspiration

Drawing inspiration from a 400-year-old holm oak in the Basque country of Northern Spain, our Serrano Oak design is brought to life. Through the use of light scraping and brushing techniques, our designers have created a distinctive look, enhanced by a darker base layer for a rich and luxurious feel. The original wood was carefully lime-treated to highlight its beautiful flowery grain and linear patterns and hand-etched to replicate the wood grain in the natural material. Available in a 56" x 9" plank and a large format 28" x 4.5" herringbone to showcase the elegance of the design.

Serrano Oak
SM-RL28


Presented in a contemporary slimline plank, Serrano Oak boasts a beautiful blend of warm red and dark chocolate tones which offer grounding appeal for a rich and luxurious finish.

Size: 711mm x 114mm (28" x 4.5")
Thickness: 3.0mm
Wear layer: 0.7mm
Bevel: Standard



Dark & rich


Deep, characterful tones that add sophistication and depth. This rich palette creates a sense of elegance, perfect for cosy, atmospheric interiors with lasting impact.



Serrano Oak
SM-RL28




Spanish Cherry
AP05



Dawn Oak
AP02



Dawn Oak
SBW-HC01



Midnight Oak
AP03



One colour, two ways

Each of our herringbone designs are available in a large plank alternative, why not combine the two over separate areas for a subtle zoning effect.




“A stone is ingrained with geological and historical memories.”

Andy Goldsworthy
British sculptor and land artist







INSTALLATION

-  **Gluedown**
-  **Rigid core**

FEATURES

-  **Natural wood grain emboss**
-  **Handscraped**
-  **Available in herringbone**

SIZES

-  **Large plank**
-  **Standard plank**
-  **Small plank**
-  **Herringbone plank**
-  **Large tile**
-  **Small tile**


These are size guides only. For full size availability, please refer to page 14.

At a glance.....	108
Knight Tile	111
Van Gogh.....	119
Art Select.....	129


Stone

At a glance

Start with this quick guide, showcasing our complete stone collection, then explore each colour tone to find your perfect shade.



Tortora Breccia Marble VGT3018 paired with design strip DS24 3mm



■ Portland Stone ST13
with DS10 3mm




■ Natural Limestone ST33 with DS12 3mm



■ Grey Riven Slate ST16



■ River Marble ST31



■ Honed Pebble Slate ST20
with DS10 3mm



■ Smoked Concrete ST22

£ - ENTRY RANGE

Knight Tile


Knight Tile delivers stunning, resilient stone-effect flooring with practical benefits and affordability, bringing timeless elegance within easy reach.

STONE


Light & neutral

Soft and timeless, light neutral tones bring an airy, understated elegance to any space, creating a clean, open look that pairs beautifully with any décor.


NEW




Natural Limestone
ST33




Ivory Riven Slate
ST18



Natural Stone
ST29



Bath Stone
ST12



Portland Stone
ST13



Edge with style

Many of our Knight Tile designs have matching decorative borders, perfect for finishing your floor around the edge of the room.



Paired with design strip DS10 3mm



Portland Stone
ST13

Featuring a realistic limestone design, Portland Stone combines warm beige and mid-grey tones, perfect for a modern country feel - an ideal combination of style and practicality.

Size: 305mm x 457mm (12" x 18")

Thickness: 2.0mm

Wear layer: 0.3mm

Bevel: No

STONE



Paired with design strip DS12 3mm


River Marble
ST31

Inspired by the organic patterns of marble, this design features intricate details that create a serene and sophisticated atmosphere. The smooth surface and subtle variations in colour offer depth and texture.


Size: 305mm x 457mm (12" x 18")
Thickness: 2.0mm
Wear layer: 0.3mm
Bevel: No

Light & cool

Fresh and understated, light cool tones bring an airy elegance to any space. With their soft, natural palette and calming presence, these stones create a clean, contemporary feel that's effortlessly timeless.




Frosted Marble
ST26




River Marble
ST31




Honed Oyster Slate
ST17



Dove Grey Concrete
ST21



Honed Pebble Slate
ST20



Smoked Concrete
ST22

Refined & cool


Refined and cool tones offer an earthy, understated look with rugged, industrial character. Their muted shades create a raw yet balanced atmosphere, perfect for spaces that embrace natural textures and effortless style.




Lunar Limestone
ST32



Grey Riven Slate
ST16



Cumbrrian Stone
ST14



Black Riven Slate
ST15



Cumbrrian Stone
ST14

Cumbrrian Stone, combines smoky charcoal and carbon tones. Because of its darker colouring and durability, this floor is very practical for busy homes with pets and children.

Size: 305mm x 457mm (12" x 18")
Thickness: 2.0mm
Wear layer: 0.3mm
Bevel: No



Venetian Slate VGT2423



Volcanic Black VGT2406



Palazzo Marble VGT2413



Pebble Grey VGT2410



Milanese Slate VGT2420

££ - MID RANGE

Van Gogh

Karndean Van Gogh's stone-effect floors combine the timeless elegance of natural stone with modern practicality and lasting performance.

STONE



Paired with design strip DS24 3mm

Tortora Breccia Marble
VGT3018

Inspired by the raw beauty of original Italian breccia, where tiny pieces of rock become embedded in the marble as it forms. The design has off-beige tones suitable for any contemporary home.

Size: 457mm x 915mm (18" x 36")
Thickness: 3.0mm
Wear layer: 0.55mm
Bevel: Micro

Light & neutral


Soft and timeless, light neutral tones bring an airy, understated elegance to any space, creating a clean, open look that pairs beautifully with any décor.




Venetian Slate
VGT2423



Dove Castello Marble
VGT2418



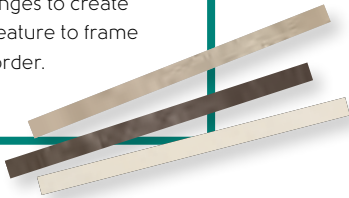
Cotswold Stone
VGT2405



Tortora Breccia Marble
VGT3018

Make it your own

A design strip can change the overall look of your floor, whether it's paired with a stone effect tile for a grout look, or with a wood plank to accentuate each plank and emulate floorboards - the choice is yours! Our design strips can be used across all gluedown ranges to create keyline or tram borders around the edge of your room for a subtle design feature to frame the space or for more of a statement, incorporate a decorative border.



Light & cool


Fresh and understated, light cool tones bring an airy elegance to any space. With their soft, natural palette and calming presence, these stones create a clean, contemporary feel that's effortlessly timeless.




Palazzo Marble
VGT2413




Bianco Breccia Marble
VGT3021



Frosted Stone
VGT2401



Luna Breccia Marble
VGT3020



Roman Slate
VGT2422



Grigio Breccia Marble
VGT3019



Bianco Breccia Marble
VGT3021

Inspired by the raw beauty of original Italian breccia. The large scale of this design unapologetically presents the natural variation of this marble design with off-white tones suitable for any modern home.

Size: 457mm x 915mm (18" x 36")
Thickness: 3.0mm
Wear layer: 0.55mm
Bevel: Micro



Paired with design strip DS10 3mm

Tuscan Slate
VGT2421

A contemporary Italian beige slate with subtle variation to offer a clean finish with slight flecks of tonal colour to add depth and interest.


Size: 457mm x 610mm (18" x 24")
Thickness: 3.0mm
Wear layer: 0.55mm
Bevel: Micro

Mid & cool

Subtle mid-cool tones strike a perfect balance, sleek and sophisticated with a calm, modern edge that enhances contemporary spaces with quiet confidence.




Grey Castello Marble
VGT2417



Urban Grey
VGT2402



Metro Grey
VGT2403



Pebble Grey
VGT2410



Bronze Castello Marble
VGT2416




Tuscan Slate
VGT2421




Dark & cool


Striking and sophisticated, dark cool stone brings a bold, modern edge. Its moody elegance and refined texture ground any space with effortless, architectural grace.



Volcanic Black
VGT2406



Graphite Castello Marble
VGT2419



Milanese Slate
VGT2420



Laid for impact

Our rectangular tiles can be laid in many different ways to add interest to your room. This grid pattern offers a more contemporary feel. See page 15 for more laying pattern ideas.



Graphite Castello Marble
VGT2419

Graphite Castello Marble is the darkest take on this naturally earthy design. Its deep grey tone brings a moody, refined feel, softened by delicate, understated veining.

Size: 457mm x 610mm (18" x 24")
Thickness: 3.0mm
Wear layer: 0.55mm
Bevel: Micro



£££ - PREMIUM RANGE

Art Select

Art Select stone floors capture the elegance of the world's most beautiful natural stones, offering lasting durability and effortless upkeep for stylish living.

STONE



Calacatta d'Oro
LM33

Inspired by Italy's rare Calacatta Borghini marble, our Calacatta D'Oro design captures its distinctive grey and gold veining. The result is a luxurious, sophisticated look that brings timeless elegance to your home.

Size: 457mm x 915mm (18" x 36")
Thickness: 3.0mm
Wear layer: 0.7mm
Bevel: Standard

Light & soft


Light and soft stones offer a refined elegance with their delicate tones and smooth finishes. This premium collection creates serene, sophisticated spaces that balance subtle beauty with timeless luxury.



Calacatta d'Oro
LM33



Champagne Travertino
LM38



Pavimento Crema
LM40



Sabbia Ceppo
LM44



Brezza Ceppo
LM43



Rose Onyx
LM36




Light & cool


Cool, pale hues offer a fresh, contemporary feel, perfect for brightening rooms with modern style and giving smaller spaces a crisp, spacious appearance.




Doric Marble
LM32



Pearl Onyx
LM35



Silk Travertino
LM37



Pavimento Bianco
LM42




Brenner Quartzite
LM47



Edge with style

All products in our Art Select range feature a bevelled edge. Lay side by side to showcase the intricate details and high-quality craftsmanship, or accentuate each tile by combining with a complementary design strip.



Pearl Onyx LM35

Also available in
Rose and Black

Our Pearl Onyx design is inspired by the semi-precious onyx gemstone. In nature, white onyx free of dirt and other imperfections is difficult to procure – thus making it highly valued.

Size: 457mm x 915mm (18" x 36")

Thickness: 3.0mm

Wear layer: 0.7mm

Bevel: Standard



Our inspiration

Originally quarried in 19th century Italy, this bluey-grey ornamental stone was only sold locally for houses. "Ceppo" translates to 'rock with pebbles', the main aesthetic feature of this design which forms naturally from a mixture of fragmented stones, leaning to the very high end of beautiful and highly aspirational terrazzo styles. Modern architects have recognised its appeal and versatility and it is now seen as a modern material for interiors.

Naturale Ceppo LM45

Also available in
Brezza and Sabbia

Inspired by a terrazzo-like stone sourced from an Italian quarry, Naturale Ceppo is an icy blue-grey design that makes a statement in large 18" x 36" tiles.

Size: 457mm x 915mm (18" x 36")

Thickness: 3.0mm

Wear layer: 0.7mm

Bevel: Standard

Mid & neutral


The ultimate all-rounder...Mid-neutrals strike the perfect balance. Not too light, not too dark, just right for creating calm, versatile spaces with effortless style.



Caliza Classico
LM39



Ionic Marble
LM30




Pavimento Grigio
LM41



Cambic Stone
LM46



Naturale Ceppo
LM45




Corris Slate
LM22

Dark & dramatic


Rich, dark tones exude depth and luxury, instantly elevating interiors with bold contrast and a sense of refined, timeless sophistication.



Melbourne Slate
LM05




Verona Quartzite
LM48




Canberra Slate
LM06



Black Onyx
LM34



Lago Quartzite
LM49



Corinthian Marble
LM31



STONE

Lago Quartzite
LM49

Also available in
Brenner and Verona

Lago Quartzite offers a a marble-like appearance to luxury vinyl flooring. Intense blue-ish hues and the undulating form of the original stone, sourced from a quarry in the Alps, provide depth and character.

Size: 457mm x 610mm (18" x 24")
Thickness: 3.0mm
Wear layer: 0.7mm
Bevel: Standard

“Pattern is the glue
that holds a room
together”

Charlotte Moss
American Interior Designer

Abstract

ABSTRACT

At a glance. 140

Heritage Collection143

Kaleidoscope. 155

At a glance

Start with this quick guide to our full Abstract range, grouped into two distinctive collections to help you explore your options with ease.



■ Marrakesh SP220



■ Clifton CLIF-04



■ Mayfair MAYF-01



■ Lansdown LANS-02



■ Montpellier MONT-01



■ Montpellier MONT-06

£££ - PREMIUM RANGE

Heritage Collection

The Heritage Collection brings classic Victorian-inspired patterns to life with the durability and ease of modern flooring. Timeless design, reimagined for today.

ABSTRACT



Montpellier
MONT-01

With a mix of octagonal tiles and square insets in a traditional colour combination of Lace and Nero, the striking Montpellier creates an opulent focal point in any room.

Thickness: 2.5mm
Wear layer: 0.5mm
Bevel: Micro

Montpellier

Inspired by classic French design, the Montpellier collection features striking geometric patterns in timeless monochrome. Ideal for hallways, bathrooms, or statement spaces, it combines heritage charm with modern durability, bringing refined elegance and historic character to contemporary homes.



Montpellier
MONT-01



Montpellier
MONT-02



Montpellier
MONT-03



Montpellier
MONT-04



Montpellier
MONT-05



Montpellier
MONT-06



Montpellier
MONT-07



Montpellier
MONT-08



Montpellier
MONT-06

For a bold contemporary statement, Montpellier's striking mix of octagonal tiles and square insets presents opulent neo-classical style in this combination of Azure and Lace.

Thickness: 2.5mm
Wear layer: 0.5mm
Bevel: Micro



Clifton
CLIF-01

In a classic monochrome combination of Nero and Lace, Clifton's timeless design recreates the classic elegance of Victorian and Regency homes.

Thickness: 2.5mm
Wear layer: 0.5mm
Bevel: Micro

Clifton

Charming and classic, the Clifton collection features clean, understated patterns inspired by Victorian elegance. Perfect for adding subtle heritage character with a fresh, refined twist, ideal for modern living with a timeless soul.



Clifton
CLIF-01



Clifton
CLIF-02



Clifton
CLIF-03



Clifton
CLIF-04

Lansdown

Graceful and sophisticated, Lansdown showcases delicate patterns inspired by traditional parquet flooring. It blends classic heritage charm with contemporary durability, perfect for elevating any space with timeless style.



Lansdown
LANS-01



Lansdown
LANS-02



Lansdown
LANS-03



Lansdown
LANS-04



Lansdown
LANS-02

In a classic monochrome combination of Nero and Lace, Clifton's timeless design recreates the classic elegance of Victorian and Regency homes.

Thickness: 2.5mm
Wear layer: 0.5mm
Bevel: Micro



Mayfair
MAYF-01

In a harmonious colour combination of Dove Grey, Terracotta, Lace, Azure and Nero, Mayfair is an iconic pattern formed of square and triangular tiles.

Thickness: 2.5mm
Wear layer: 0.5mm
Bevel: Micro

Mayfair

Exuding classic elegance, the Mayfair collection draws inspiration from timeless Victorian floor designs. Its refined patterns and rich textures bring sophisticated heritage style to modern interiors with lasting beauty.



Mayfair
MAYF-01



Mayfair
MAYF-02

Edge with style

All our Heritage Collection designs have complementary borders to add that perfect finishing touch to your room.




Cubix KAL03




Pyramid KAL01



Marrakesh SP220



Woven KAL11



Apex KAL07



Pennon KAL04

£££ - PREMIUM RANGE

Kaleidoscope

The Kaleidoscope collection transforms flooring into a bold design statement, with geometric patterns that bring creativity and contemporary style to every space.

ABSTRACT



Apex
KAL07

With slightly pink and rosy tones throughout, this floor is an unexpected alternative to brown and grey floors and looks great when paired with soft pastel and neutral tones.


Thickness: 2.0mm
Wear layer: 0.3mm
Bevel: No

Apex


A stunning chevron design, Apex showcases a harmonious blend of light to mid-brown hues, enriched by bold grain details. This striking pattern adds depth and character, elevating any interior with timeless sophistication.



Apex
KAL06



Apex
KAL07



Apex
KAL14

Design tip


Our design strips can be used to create keyline or tramline borders around the edge of your room for a subtle design feature to frame the space or for more of a statement, incorporate a decorative border. See page 186.

Hexa, Pennon & Woven

Bold geometric patterns meet subtle grey tones in this design, crafting a captivating three-dimensional effect. Perfect for spacious interiors where the floor commands attention with modern elegance.



Hexa
KAL08



Hexa
KAL09




Pennon
KAL04



Half Pennon
KAL05



Woven
KAL11



Woven
KAL12



Hexa
KAL09

The contemporary hexagon design paired with the subtle grey tones of Portland Stone and cool white of Balin stone make this Hexa option ideal for adding a modern feel to any space.

Thickness: 2.0mm
Wear layer: 0.3mm
Bevel: No



Casablanca
SP219

Casablanca presents a non-uniform, patchwork arrangement that incorporates a stylish combination of geometric forms, curves and crests, with a monochrome palette of grey shades.

Thickness: 2.5mm
Wear layer: 0.55mm
Bevel: Micro

Casablanca & Marrakesh

Dynamic patchwork of geometric shapes, curves, and crests inspired by medieval Spanish architecture. Blending natural earthy tones, it creates a warm, inviting floor with playful, timeless character.



Casablanca
SP219



Marrakesh
SP220

Our inspiration

Inspired by the artistic techniques of traditional Moroccan and medieval Spanish architecture, these tiles feature a non-uniform, patchwork arrangement that incorporates a stylish combination of geometric forms, curves and crests. This creative design is available in two subtle yet striking colourways, offering a modern interpretation of these iconic patterns.

Cubix, Pyramid & Tripoint

These three designs showcase bold geometric patterns that blend modern artistry with architectural precision. From tessellated squares to dynamic angles and harmonious intersections, they bring depth, movement, and contemporary sophistication to any space.



Pyramid
KAL01



Tripoint
KAL10



Cubix
KAL02



Cubix
KAL03



Cubix
KAL13

See it in your space

Try out Floorstyle room visualiser.



Cubix
KAL03

Paired with the classic monotones of Fiore, Corris and Canberra, this classic Cubix design creates a stunning three-dimensional backdrop for a modern interior.

Thickness: 3.0mm
Wear layer: 0.7mm
Bevel: No

We've made it easy to compare and choose, because confident decisions begin with clear options.

Product overview

Knight Tile	166
Van Gogh	170
Art Select	176
Heritage Collection	182
Kaleidoscope	183
Decorative borders	184
Design strips	186
Scotia & skirting	187



Knight Tile Wood

£ Entry Range




Thickness: 2.0mm
Wear layer: 0.3mm
Bevel: No



915mm x 152mm 36" x 6"



White Painted Oak **KP105**



Washed Scandi Pine **KP132**



Nordic Limed Oak **KP153**



Norfolk Acacia **KP159**



Grey Studio Oak **KP152**



Grey Limed Oak **KP138**



Light Worn Oak **KP104**



Quayside Oak **KP148**



Duxbury Acacia **KP161**



Dutch Limed Oak **KP154**



Coastline Oak **KP147**



Lime Washed Oak **KP99**



Rose Washed Oak **KP95**



Pale Limed Oak **KP94**



Honey Limed Oak **KP155**



Mid Limed Oak **KP96**



Cocoa Limed Oak **KP165**



Mid Worn Oak **KP103**



Wells Acacia **KP160**



Washed Character Oak **KP144**



Natural Studio Oak **KP151**



Natural Character Oak **KP145**



Traditional Character Oak **KP146**



Classic Limed Oak **KP97**



Russet Character Oak **KP163**



Nutmeg Limed Oak **KP164**



Aged Oak **KP98**



Knight Tile Wood

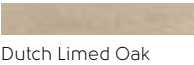
£ Entry Range




Thickness: 2.0mm
Wear layer: 0.3mm
Bevel: No



457mm x 76mm 18" x 3"



Dutch Limed Oak **SM-KP154**



Grey Limed Oak **SM-KP138**



Lime Washed Oak **SM-KP99**



Wells Acacia **SM-KP160**



Washed Character Oak **SM-KP144**




Cocoa Limed Oak **SM-KP165**




Rose Washed Oak **SM-KP95**



Duxbury Acacia **SM-KP161**



Traditional Character Oak **SM-KP146**



Pale Limed Oak **SM-KP94**



Honey Limed Oak **SM-KP155**



Nutmeg Limed Oak **SM-KP164**



Thickness: 4.5mm
Wear layer: 0.3mm
Bevel: No



914mm x 150mm 36" x 6"



Dutch Limed Oak **SCB-KP154-6**



Grey Limed Oak **SCB-KP138-6**



Lime Washed Oak **SCB-KP99-6**



Washed Character Oak **SCB-KP144-6**



Rose Washed Oak **SCB-KP95-6**



Pale Limed Oak **SCB-KP94-6**



Traditional Character Oak **SCB-KP146-6**






Knight Tile Stone

£ Entry Range



Thickness: **2.0mm**
Wear layer: **0.3mm**
Bevel: **No**

 **305mm x 457mm** 12" x 18"




Bath Stone **ST12**



Portland Stone **ST13**



Cumbrian Stone **ST14**



Black Riven Slate **ST15**



Grey Riven Slate **ST16**




Honed Oyster Slate **ST17**



Ivory Riven Slate **ST18**



Honed Pebble Slate **ST20**



Dove Grey Concrete **ST21**



Smoked Concrete **ST22**



Frosted Marble **ST26**



Natural Stone **ST29**



River Marble **ST31**




Lunar Limestone **ST32**



Natural Limestone **ST33**



Thickness: **4.5mm**
Wear layer: **0.3mm**
Bevel: **No**

 **305mm x 457mm** 12" x 18"



Cumbrian Stone
SCB-ST14-18



Grey Riven Slate
SCB-ST16-18




Ivory Riven Slate
SCB-ST18-18




Honed Pebble Slate
SCB-ST20-18



Dove Grey Concrete
SCB-ST21-18




Frosted Marble
SCB-ST26-18



Our inspiration

Found in the Apuan Mountains in Italy, Calacatta and Carrara marble are currently a dominant style in stone and interior finishes. Typically having a neutral, broken veining and a bright look, both offer an impressive and distinctive style which can be adapted to both classic and contemporary interiors. Our product designers have taken their inspiration from these ancient roman quarries to create our classic marble design available in a 12" x 18" tile.




 Frosted Marble **ST26**





Thickness: 3.0mm
Wear layer: 0.55mm
Bevel: Micro

 1219mm x 178mm 48" x 7"




Silver Farmhouse Oak **VGW137T**




Blush Oak **VGW107T**



Light Country Oak **VGW139T**




Light Distressed Oak **VGW111T**



White Washed Oak **VGW80T**




Cool Grey Oak **VGW113T**




Greige Oak **VGW110T**




Frosted Birch **VGW83T**




Distressed Oak **VGW82T**



Misty Grey Oak **VGW112T**



Blond Farmhouse Oak **VGW136T**



Smoked School Cedar **VGW138T**



Country Oak **VGW81T**



Natural Prime Oak **VGW115T**



French Oak **VGW85T**



Honey Oak **VGW94T**



Natural School Cedar **VGW142T**



Auckland Oak **VGW52T**



Hessian Oak **VGW93T**



Classic Oak **VGW86T**



Wellington Oak **VGW53T**




Smoked Oak **VGW70T**



Walnut **VGW87T**



Ebony **VGW89T**


 711mm x 178mm 28" x 7"



Grey Brushed Oak **SM-VGW120T**



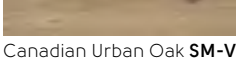
Warm Brushed Oak **SM-VGW121T**



Neutral Brushed Oak **SM-VGW126T**



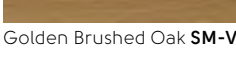
Texas White Ash **SM-VGW8105**




Canadian Urban Oak **SM-VGW8116**




Texas Grey Ash **SM-VGW8239**



Golden Brushed Oak **SM-VGW122T**

 457mm x 114mm 18" x 4.5"



Canadian Nude Oak **SM-VGW8117**



Hayfield Oak **SM-VGW8241**



Aviemore Oak **SM-VGW8242**



Croftmore Oak **SM-VGW8240**




Glenmore Oak **SM-VGW8237**



Antique French Oak **SM-VGW8110**



Thickness: 3.0mm
Wear layer: 0.55mm
Bevel: Micro


 1422mm x 228mm 56" x 9"



Texas White Ash **VGW8105**



Neutral Brushed Oak **VGW126T**



Grey Brushed Oak **VGW120T**



Shadow Oak **VGW124T**



Texas Grey Ash **VGW8239**



Baltic Washed Oak **VGW8101**



Washed Grey Ash **VGW8104**



Aviemore Oak **VGW8242**



Hayfield Oak **VGW8241**



Smoked Butternut **VGW8107**




Baltic Mistral Oak **VGW8112**



Canadian Nude Oak **VGW8117**



Warm Ash **VGW8103**



Canadian Urban Oak **VGW8116**



Warm Brushed Oak **VGW121T**



Baltic Limed Oak **VGW8111**



English Character Oak **VGW8115**



Croftmore Oak **VGW8240**




Golden Brushed Oak **VGW122T**



Glenmore Oak **VGW8237**



Salvaged Barnwood **VGW123T**



Antique French Oak **VGW8110**



Available in gluedown



Available in rigid core



Van Gogh Wood

££ Mid Range

1420mm x 225mm 56" x 9"



Texas White Ash **RKP8105**




Warm Ash **RKP8103**



Warm Brushed Oak **VGW121T-RKP**



Golden Brushed Oak **VGW122T-RKP**



English Character Oak **RKP8115**



Baltic Limed Oak **RKP8111**




Salvaged Barnwood **VGW123T-RKP**



Antique French Oak **RKP8110**



Canadian Nude Oak **RKP8117**



Canadian Urban Oak **RKP8116**



Grey Brushed Oak **VGW120T-RKP**



Baltic Washed Oak **RKP8101**



Washed Grey Ash **RKP8104**



Smoked Butternut **RKP8107**




Baltic Mistral Oak **RKP8112**



Thickness: **6.5mm**
Wear layer: **0.55mm**
Bevel: **Micro**


708mm x 177mm
28" x 7"



Grey Brushed Oak
SM-VGW120T-RKP



Warm Brushed Oak
SM-VGW121T-RKP



Texas White Ash
SM-VGW8105-RKP



Canadian Urban Oak
SM-VGW8116-RKP



Golden Brushed Oak
SM-VGW122T-RKP



Our inspiration


The marvellous rusticity and rotary saw markings of this salvaged American timber create an unmistakably unique floor with unlimited potential. The heavy tonal shifts within this product, created by an elongated period of dehydration, have been enhanced by layers of natural, hand-applied finishing oils. These oils strengthen the underlying brunette tones that allow the vibrancy of the sawn features to become more pronounced. The final bright sandy colours, deep browns, blue hues and dark greys beautifully illuminate these expressive grain structures in high definition.



Salvaged Barnwood **VGW123T-RKP**



Thickness: 3.0mm
Wear layer: 0.55mm
Bevel: Micro

 457mm x 610mm 18" x 24"




Palazzo Marble **VGT2413**




Venetian Slate **VGT2423**




Dove Castello Marble **VGT2418**



Frosted Stone **VGT2401**



Cotswold Stone **VGT2405**



Metro Grey **VGT2403**



Grey Castello Marble **VGT2417**



Bronze Castello Marble **VGT2416**



Roman Slate **VGT2422**




Pebble Grey **VGT2410**



Tuscan Slate **VGT2421**



Graphite Castello Marble **VGT2419**



Urban Grey **VGT2402**




Volcanic Black **VGT2406**



Milanese Slate **VGT2420**





Thickness: 3.0mm
Wear layer: 0.55mm
Bevel: Micro

 178mm x 711mm
7" x 28"



Palazzo Marble **SM-VGT2413**

 457mm x 914mm 18" x 36"



Bianco Breccia Marble **VGT3021**



Luna Breccia Marble **VGT3020**




Tortora Breccia Marble **VGT3018**




Grigio Breccia Marble **VGT3019**




Thickness: 6.5mm
Wear layer: 0.55mm
Bevel: Micro


 457mm x 600mm 18" x 24"




Frosted Stone **RKT2401**




Urban Grey **RKT2402**



Metro Grey **RKT2403**



Cotswold Stone **RKT2405**



Volcanic Black **RKT2406**



Available in gluedown



Available in rigid core

Art Select


GLUEDOWN






Art Select Wood


£££ Premium Range







Thickness: **3.0mm**
Wear layer: **0.7mm**
Bevel: **Standard**






 **1422mm x 228mm** 56" x 9"

	
Pale Artisan Oak RL32	Mountain Oak RL22
	
Clay Artisan Oak RL29	Savannah Oak RL23
	
Glacier Oak RL21	Golden Artisan Oak RL31
	
Basque Oak RL26	Dune Oak RL24
	
Dove Artisan Oak RL30	Prairie Oak RL20
	
Bellota Oak RL27	Serrano Oak RL28
	
Grey Artisan Oak RL33	Reclaimed Chestnut EW21*

 **711mm x 114mm** 28" x 4.5"

	
Basque Oak SM-RL26	Bellota Oak SM-RL27
	
Serrano Oak SM-RL28	

 **915mm x 152mm** 36" x 6"

	
Morning Oak HC02	Dawn Oak HC01
	
Hickory Nutmeg EW03	Hickory Peppercorn EW02
	
Midnight Oak HC06	

Art Select


GLUEDOWN











Art Select Wood


£££ Premium Range











Thickness: **3.0mm**
Wear layer: **0.7mm**
Bevel: **Standard**

 **1219mm x 178mm** 48" x 7"

		
Cotton Oak RL38	Damask Oak RL35	Spring Oak RL01
		
Canvas Oak RL34	Salon Oak RL13	Summer Oak RL02
		
Storm Oak RL12	Merino Oak RL36	Spanish Cherry RL05
		
Tweed Oak RL37		

 **1219mm x 114mm** 48" x 4.5"

		
Canterbury Ash RL41*	Limed Linen Oak RL47*	Natural Oak RL48*
		
Castle Hill Ash RL39*	Tolsford Ash RL42*	Canyon Oak RL25*
		
Limed Silk Oak RL46*	Summerhouse Ash RL40*	





Art Select Wood

£££ Premium Range



Thickness: **3.0mm**
Wear layer: **0.7mm**
Bevel: **Standard**

457mm x 76mm 18" x 3"



Clay Artisan Oak **SM-RL29**



Glacier Oak **SM-RL21**



Dove Artisan Oak **SM-RL30**



Dune Oak **SM-RL24**



Mountain Oak **SM-RL22**



Savannah Oak **SM-RL23**



Golden Artisan Oak **SM-RL31**



Prairie Oak **SM-RL20**


228mm x 76mm 9" x 3"



Storm Oak
AP07



Spring Oak
AP01



Salon Oak
AP08



Morning Oak
AP06



Dawn Oak
AP02



Spanish Cherry
AP05



Midnight Oak
AP03

114mm x 114mm / 305mm x 76mm
4.5" x 4.5" / 12" x 3"



Storm Oak
SBW-RL12



Spring Oak
SBW-RL01




Dawn Oak
SBW-HC01

114mm, 152mm and 228mm
4.5", 6" and 9" widths and various lengths



Reclaimed Chestnut **RPL-EW21***



Our inspiration

The original boards that inspired our Reclaimed Chestnut were sourced from an Ohioan reclamation yard and our product designers were instantly enamoured by its strong variation and characterful appearance. Salvaged from floor joists, granary boards and roof rafters of traditional American barns and factories, the near extinction of the species in the early 20th Century, and subsequent national restriction on felling, means that American chestnut timber is now only available as a reclaimed material and is one of the rarest varieties of reclaimed hardwood. The distinctive and natural features of Chestnut, along with the nail holes and raft marks, makes for a desirable flooring in both traditional and contemporary settings.



■ Reclaimed Chestnut **EW21**



Art Select Stone

£££ Premium Range



Thickness: **3.0mm**
Wear layer: **0.7mm**
Bevel: **Standard**



457mm x 915mm 18" x 36"




Calacatta d'Oro **LM33**



Champagne Travertino **LM38**



Sabbia Ceppo **LM44**



Pearl Onyx **LM35**




Rose Onyx **LM36**



Brezza Ceppo **LM43**



Silk Travertino **LM37**



Pavimento Crema **LM40**




Naturale Ceppo **LM45**




Caliza Classico **LM39**



Pavimento Bianco **LM42**



Black Onyx **LM34**



Pavimento Grigio **LM41**



Art Select Stone

£££ Premium Range



Thickness: **3.0mm**
Wear layer: **0.7mm**
Bevel: **Standard**




457mm x 457mm 18" x 18"



Doric Marble **LM32**



Ionic Marble **LM30**



Corinthian Marble **LM31**



457mm x 610mm 18" x 24"



Brenner Quartzite **LM47**



Cambric Stone **LM46**



Corris Slate **LM22**




Verona Quartzite **LM48**



Melbourne Slate **LM05**



Lago Quartzite **LM49**



Canberra Slate **LM06**





Heritage Collection

£££ Premium Range



Montpellier **MONT-01**



Montpellier **MONT-02**



Montpellier **MONT-03**




Montpellier **MONT-04**



Montpellier **MONT-05**



Montpellier **MONT-06**



Montpellier **MONT-07**



Montpellier **MONT-08**



Clifton **CLIF-01**



Clifton **CLIF-02**



Clifton **CLIF-03**



Clifton **CLIF-04**



Lansdown **LANS-01**




Lansdown **LANS-02**




Lansdown **LANS-03**



Lansdown **LANS-04**



Mayfair **MAYF-01**



Mayfair **MAYF-02**



Kaleidoscope

£££ Premium Range



Apex **KAL06**



Apex **KAL07**



Apex **KAL14**



Pyramid **KAL01**



Cubix **KAL02**




Cubix **KAL03**



Cubix **KAL13**



Tripoint **KAL10**



Hexa **KAL08**




Hexa **KAL09**



Pennon **KAL04**



Half Pennon **KAL05**



Woven **KAL12**



Woven **KAL11**



Casablanca **SP219**



Marrakesh **SP220**



Decorative borders



Border		use with...	made up of...	width
Dark Mackintosh		ST13	ST14/ST13/DS10	2"
		ST14	ST14/ST13/DS10	2"
Diamond		ST26	ST27/SM-ST28	2"
Domino		KAL11	SP111/SP211*	4"
Domino		KAL12	WP311/WP318*	4"
Light Mackintosh		ST13	ST13/ST14/DS10	2"
		ST14	ST13/ST14/DS10	2"
Light Mosaic		ST12	ST11/ST12/ST13/DS10	1"
		ST13	ST11/ST12/ST13/DS10	1"
Mosaic		ST15	ST15/ST17/ST19/DS12	1"
		ST17	ST15/ST17/ST19/DS12	1"

*Kaleidoscope only product



Pale Limed Oak SM-KP94 with Quadrant border

Border		use with...	made up of...	width
Quadrant		RL20	RL20	2"
Quadrant		RL21	RL21	2"
Quadrant		RL22	RL22	2"
Quadrant		RL23	RL23	2"
Quadrant		KP94	KP94	2"
Quadrant		KP138	KP138	2"
Quadrant		KP153	KP153	2"
Quadrant		KP154	KP154	2"
Quadrant		KP155	KP155	2"
Tramline		ST26	ST27/SM-ST28	1"
Tramline		ST26	ST27/SM-ST28	1"
Windsor		ST15	ST15/DS12	2"
Windsor		ST16	ST16/DS12	2"
Windsor		ST17	ST17/DS12	2"
Windsor		ST15	ST15/ST17/ST19/DS12	2"
		ST17	ST15/ST17/ST19/DS12	2"

Design strips



Design strip		compatible with	widths
Blond DS02		<div></div> Available for use with all our gluedown ranges.	3mm, 5mm and 10mm
Honey DS03			
Coffee DS04			
Russet DS05			
Chocolate DS06			
Ebony DS07			
Shadow DS26			
Chalk DS10			
Silver DS17			
White Linen DS21			
Concrete DS12			
Cream DS23			
Stone DS14			
Clay DS15			
Graphite DS22			
Feather DS24			
Onyx DS25			
Charcoal DS16			



Grey Riven Slate ST16 with DS10 3mm design strip

Scotia & skirting



Scotia	Compatible with Van Gogh		Scotia	compatible with Knight Tile	
SCO-VGW120T	Grey Brushed Oak		SCO-KP94	Pale Limed Oak	
SCO-VGW121T	Warm Brushed Oak		SCO-KP95	Rose Washed Oak	
SCO-VGW122T	Golden Brushed Oak		SCO-KP99	Lime Washed Oak	
SCO-VGW123T	Salvaged Barnwood		SCO-KP138	Grey Limed Oak	
SCO-RKP8101	Baltic Washed Oak		SCO-KP144	Washed Character Oak	
SCO-RKP8103	Warm Ash		SCO-KP146	Traditional Character Oak	
SCO-RKP8104	Washed Grey Ash		SCO-KP154	Dutch Limed Oak	
SCO-RKP8105	Texas White Ash		SCO-ST14	Cumbrian Stone	
SCO-RKP8107	Smoked Butternut		SCO-ST16	Grey Riven Slate	
SCO-RKP8110	Antique French Oak		SCO-ST18	Ivory Riven Slate	
SCO-RKP8111	Baltic Limed Oak		SCO-ST20	Honed Pebble Slate	
SCO-RKP8112	Baltic Mistral Oak		SCO-ST21	Dove Grey Concrete	
SCO-RKP8115	English Character Oak		SCO-ST26	Frosted Marble	
SCO-RKP8116	Canadian Urban Oak		SCO-WHITE	White	
SCO-RKP8117	Canadian Nude Oak				
SCO-RKT2401	Frosted Stone				
SCO-RKT2402	Urban Grey				
SCO-RKT2403	Metro Grey				
SCO-RKT2405	Cotswold Stone				
SCO-RKT2406	Volcanic Black				

Skirting board		compatible with all ranges
SK100-White	White	



Grey Brushed Oak VGW120T-RKP with SCO-VGW120T

Great decisions start with clear information. We've taken care of the hard part , now it's your turn to make it yours...

Caring for your floor	190
Sub-floor preparation	191
Find a retailer	192
Visit our showroom in Evesham	193
Get the look	194
As seen in	196
Karndean Evolve®	200

Information

Caring for your floor

Karndean flooring is designed to be hardwearing and easy to care for. Our durable K-Guard+® surface treatment helps protect against everyday wear, spills, and scuffs, making maintenance simple. With just regular cleaning and a few easy care tips, you can enjoy the peace of mind that your Karndean floor will stay looking beautiful for years to come.



Clean

Perfect for everyday cleaning with its pH-neutral formula.



Remove

Effectively removes stains and excess dirt.



Refresh

Provides extra protection for your flooring as it ages.

Get your complete Floor Kit or individual solutions within the Karndean website or a Karndean retailer.

Smart care tips for long-lasting floors

- ✓ Use a damp mop, not steam
- ✓ Choose non-rubber mats
- ✓ Use felt protective pads under furniture
- ✓ Go for a gentle PH-Neutral floor cleaner
- ✓ A deep clean every 6-12 months with Remove and Refresh Karndean Floor cleaners



Scan for more on cleaning & maintenance

Install with confidence

You've just purchased or are about to purchase a Karndean floor. To ensure a smooth and successful installation, please follow these important guidelines. They are essential not only for achieving the best possible result but also to make sure your floor is fully covered under our warranty.

Where you can use it?

- Great for kitchens, bathrooms, laundry/utility rooms.
- Suitable for both homes and commercial spaces.
- Not suitable outdoors or in rooms with standing water.

Before installation

✓ Prepare the room

Complete all other work first (e.g. painting, plumbing). Maintain room temperature between 18–27°C (65–85°F). Keep flooring out of direct sunlight before, during and after installation.

✓ Acclimate the flooring

Remove packaging and leave flat for 24 hrs.

✓ Check materials

Inspect all planks or tiles for colour, quality, and defects before installation.

Any issues? Contact your retailer before fitting.

Subfloor matters

For gluedown, your subfloor must be:

Firm • Level • Smooth • Dry • Clean

✓ Check moisture:

Gluedown: Moisture must be below 75% RH (or per local standard).

Rigid Core: Moisture must be below 95% RH.

✓ Remove or fix:

Carpets, soft flooring, and loose tiles.

Uneven areas or high points.

Adhesives containing asbestos—consult a professional.

✓ Underfloor heating:

Allowed with all Karndean flooring, if surface stays below 27°C (85°F).

Follow the heating system manufacturer's guidance.

Installing your floor

✓ Shuffle the planks

To achieve a more natural look, shuffle planks or tiles from multiple boxes before starting.

✓ Installing it yourself?

Scan below to follow our step-by-step instructions, or speak to your retailer for expert advice.




Top tips for laying it right

- ✓ Prep your subfloor – clean, dry, flat, and solid
- ✓ No carpet or soft floors underneath
- ✓ Dry areas only – no constant moisture
- ✓ Leave expansion gaps (Rigid Core)
- ✓ Use approved adhesive (Gluedown)
- ✓ Check every plank – right colour, batch, and no damage

Find a retailer

We work with trusted retailers across the UK & Ireland who can help you choose the perfect Karndean floor. Many offer product samples, expert fitting services, and personalised guidance.

Scan the QR code below to find out more:



Visit our showroom in Evesham

Based at our headquarters in Evesham, our showroom has every Karndean product on display, with over 500m2 of ideas and designs to inspire you.

As well as seeing the full range of Karndean Designflooring point of sale, our trained advisors are on hand to discuss bespoke floor designs.

Our showroom offers 1 to 1 time with a product adviser when a fixed appointment is booked, or you are welcome to swing by without an appointment to browse and collect samples. The showroom also offers virtual appointments via FaceTime or Zoom for those further away and unable to make the journey.

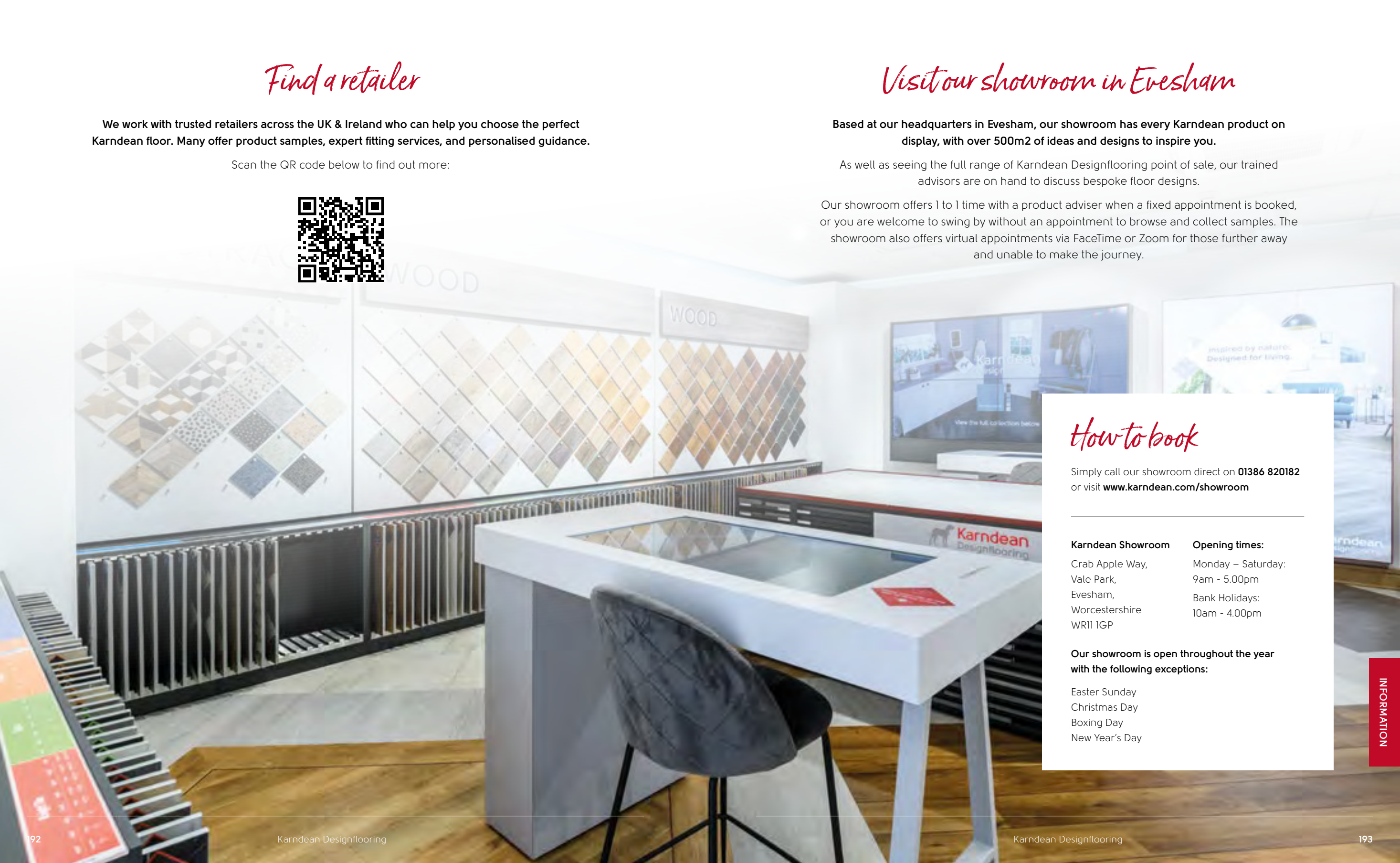
How to book

Simply call our showroom direct on **01386 820182** or visit **www.karndean.com/showroom**

Karndean Showroom	Opening times:
Crab Apple Way, Vale Park, Evesham, Worcestershire WR11 1GP	Monday – Saturday: 9am - 5.00pm Bank Holidays: 10am - 4.00pm

Our showroom is open throughout the year with the following exceptions:

- Easter Sunday
- Christmas Day
- Boxing Day
- New Year's Day



Get the look

Looking for fresh style ideas?

Discover the latest interior design trends from WGSN to help you create a space that's beautifully on-trend and uniquely yours.



Nod to nostalgia

Clash & layer patterns

Mix bold, nostalgic prints across wallpaper, textiles, and furniture for a playful maximalist effect.

Reimagine florals

Use vintage-inspired florals on unexpected surfaces like tiles and hard furnishings.

Add handmade touches

Incorporate hand-drawn or artisanal motifs—partner with illustrators or encourage DIY stencil use.

Fuse past with present

Rework archive prints in new scales or colourways to blend historical charm with modern design.

Tell a story

Use heirloom-inspired pieces and historical references to evoke memory, warmth, and connection.



Restorative design

Prioritise plump & soothing shapes

Use pillowy forms and rounded silhouettes to enhance physical and visual comfort.

Focus on sensorial calm

Integrate sound-softening features and tactile finishes like curves and textured materials.

Bring nature in

Use natural materials and botanical motifs to connect with nature and improve indoor air quality.

Curate mindful colour palettes

Embrace warm browns, soft pinks, and gentle greens to evoke wellness beyond basic neutrals.

Design for sanctuary

Promote interiors that support rest, reflection, and wellbeing through intentional, comforting elements.



Organic minimalist

Embrace Japandi & Zen influences

Prioritise clean lines, balance, and tranquillity with Japanese-inspired forms and layouts.

Elevate with low-key luxury

Combine natural materials with refined finishes and touches of luxe (e.g., bronze) for a faux-organic feel.

Keep it simple & natural

Let organic shapes, raw textures, and minimalist silhouettes take centre stage.

Use warm, grounded neutrals

Stick to pared-back tones—natural whites, soft blacks, terracotta, and linen-inspired hues.

Add cultural symbolism with care

Introduce subtle folk or talisman-inspired details to create a mindful, handcrafted aesthetic.



Fun-ctional everyday

Play with personalised colour

Encourage mix-and-match modular designs that let users customise colour combos for joyful, low-cost personalisation.

Elevate with bold hardware

Use statement knobs, handles, and fixtures as easy, affordable upgrades—think #JewelleryForTheHome.

Go tactile & glossy

Combine vibrant hues with playful finishes like powder coating, gloss, or soft-touch surfaces.

Add playful forms

Soften industrial shapes with curves, scalloped edges, or rounded corners for a “FUNdustrial” feel.

Design for everyday joy

Infuse function-first items with small, joyful details to spark delight in daily routines.



Artisanal farmhouse

Blend rustic with refined

Evolve the classic farmhouse look with touches of Shaker, boho, and woodcraft influence.

Celebrate wood in all forms

Use painted, stained, or charred finishes like sugi-ban alongside natural grain textures for depth.

Use understated details

Feature subtle elements like bobbin legs, scalloped shelf brackets, or crafted lamp bases to add quiet charm.

Champion handmade craftsmanship

Highlight artisanal techniques and collaborate with local or specialist makers to bring authenticity and uniqueness.

Design for everyday functionality

Focus on honest, well-made pieces that balance practicality with timeless, discreet beauty.

As seen in... Siobhan Murphy's maximalist living room

Interior designer and TV presenter Siobhan Murphy has infused her 1930s Art Deco home in Castleford, West Yorkshire, with her signature maximalist style. To complement the home's bold patterns and vibrant colours, she selected Karndean's Calacatta d'Oro luxury vinyl flooring. This choice offers the opulent appearance of natural marble, featuring distinctive veining and a luminous finish, while providing the practical benefits of durability and easy maintenance. The flooring's elegance enhances the home's eclectic interiors, marrying classic Art Deco elements with contemporary flair. Siobhan's selection demonstrates how high-performance materials can deliver both aesthetic appeal and functionality, creating a stylish yet livable space.



"Karndean is so authentic that it's impossible to tell the difference, which is lovely as it's great to add back original character using a modern material."



Calacatta d'Oro LM33

"I love the Basque Oak floor and I've recommended Karndean to all my friends for style, practicality and affordability."



As seen in... Stephanie Waring's modern kitchen

Actress Stephanie Waring collaborated with interior designer Lisa Hensby to transform her home into a serene retreat that complements her busy lifestyle. Central to this transformation was the selection of Karndean's Basque Oak flooring in a herringbone pattern. Inspired by 400-year-old Holm Oak from Spain's Basque region, this flooring features muted dark knots and a milky wash, offering a tranquil, light-neutral tone. Its authentic wood grain and lightly brushed texture add warmth and sophistication, while its durable, low-maintenance nature suits a modern family home. The herringbone layout enhances visual interest and ensures a cohesive flow throughout the living spaces, marrying timeless design with everyday practicality.



Basque Oak SM-RL26



"It's the perfect combination of the aesthetic I wanted and the convenience we need. The result is a realistic floor that's really forgiving and so easy to keep clean."

As seen in...

Beth Sandland's farmhouse bedroom

Lifestyle blogger Beth Sandland has styled her Cotswold home with a modern country look, blending timeless charm with practical choices. Drawing on traditional English interiors, she uses neutral tones, natural textures, and vintage elements to create a warm, inviting feel. With two young children and a dog, Beth prioritises durability and ease of maintenance.

For her bedroom, she chose Karndean's Knight Tile Washed Character Oak, inspired by reclaimed Amsterdam sawmill planks. Its muted taupe tones, rustic grain, and authentic character complement her aesthetic while offering long-lasting performance—proving a stylish home can still suit busy family life.



Washed Character Oak KP144

As seen in...

Emma's Edwardian forever home

When Emma Bowman, together with her husband James, daughters Darcey and Phoebe, and their pets, bought their Edwardian home in Bath two years ago, they knew they had a major project on their hands.

From restoring original features and structural alterations to create a more family friendly layout to sympathetic decoration that both reflects the Bowman family's lifestyle and respects the Edwardian grandeur of the house, their forever home has been a labour of love.

A calming neutral colour scheme in soft creams, warm browns and gentle greens runs throughout the house, with additional feature walls in period wallpaper, interesting textures and mini 'vignette' display nooks.



Classic Lined Oak KP97



"For me, it's the details that make the house our home. From things like the pot filler to the wall-mounted wine rack."

It's a new day

And we're ready to create a better tomorrow!

It's a continuing journey, and there are no shortcuts. But we know now is the time for everyone to begin taking bigger steps. Ours is a promise to think differently, act decisively, and create real change.

It's a promise to Evolve.

Five decades ago, our family-owned business was founded on innovation, bold action and a pioneering spirit. Fifty years later, these same ideals guide us forward. Because the future demands change.

It's time to create a better tomorrow.

Learn more about how we have established science-based targets for greenhouse reduction, our partnership with the Anti-Greenwash charter and our own standards to ensure green claims made about our products and services are fair and substantiated.



Confront climate change

Our products prioritise sustainability through remarkable longevity, with a guaranteed service life of 35 years for residential use. This extended durability has a significant positive environmental impact over time, promoting a more eco-friendly future.



Inclusion & diversity

We prioritise equity, inclusivity, and diversity, fostering them through engagement and education. In our workplace, we celebrate everyone's contributions as responsible corporate citizens. These values influence our environmental policies, responsible sourcing/trading, and contributions to communities. Our founder's principles still shape our commitment to responsible operations.



Health & wellbeing

Our products prioritise wellbeing, surpassing mere aesthetics. Free from harmful substances like heavy metals and unsafe phthalates, they're certified for indoor air quality post-installation. Our dedication to healthy interiors extends to using water-based or solvent-free adhesives, minimizing VOC emissions. Your health and comfort are central to our designs.



Supply chain transparency

Third-party certifications for environmental and social responsibility, including fair treatment and safe conditions for workers. Our factories prioritise recycled materials and recyclability, to eco-friendly product packaging, setting the benchmark for environmental responsibility. Certified manufacturing adhering to ISO 14001 and ISO 9001 standards.



Sustainable use of resources

We prioritise the use of recycled materials in our products, with all of them incorporating up to 50% recycled PVC in their backing layers, sourced from post-production waste. We validate our contribution to reducing landfill and promoting recycling.



Education

We educate employees about the importance of sustainability, helping them understand what role they play and devise new ways of working. By conducting CPD classes, we actively contribute to the training of professionals in the design, construction, and built industries.








Discover
Karndean
Evolve®



Visit our website to order
samples or to find a retailer:
www.karndean.com

Tel: **01386 820200**
Email: info@karndean.co.uk

-  Like us on Facebook **KarndeanUK**
-  Follow our boards on Pinterest **KarndeanUK**
-  Follow us on Instagram **Karndean_UK**
-  Follow us on Youtube **KarndeanDesignfloors**
-  Follow us on TikTok **Karndean_UK**

Colour and Pattern Reproduction

We are careful to make sure our brochures are accurate and printed to very high standards, but photography and printing cannot always create a perfect representation of our products. For this reason we strongly recommend that you look at a sample of any product you are considering before placing your order.

All of our products are inspired by things we have seen in the natural world. Just as variation in colour and detail is part of the unique beauty of natural materials, it is also a feature of many of our designs. This means that with some of our products you will see natural variation when your floor is laid.

This page: ■ Grey Riven Slate **ST16** | Front cover: ■ Nutmeg Limed Oak **KP164**

